




PAR38



PAR38 SERIES

PAR38-1		<ul style="list-style-type: none"> * LED: CREE (1W*15PCS) * Power Consumption: 22W, replacing 100W halogen lamp * Color: warm white, neutral white, cool white, red, blue, green * Beam Angel: 28°
PAR38-2		<ul style="list-style-type: none"> * LED: CREE (1W*12PCS) * Power Consumption: 20W, replacing 100W halogen lamp * Color: warm white, neutral white, cool white * Beam Angel: 25°
PAR38-3		<ul style="list-style-type: none"> * LED: LUM (1W*12PCS) * Power Consumption: 20W, replacing 100W halogen lamp * Color: warm white, neutral white, cool white * Beam Angel: 40°

Technical Specification

Available Color	Warm White(WW)	Neutral White(NW)	Cool White(CW)
Color Temperature:	3000 ± 250K	4250± 250K	6500 ± 250K
Output Lumen:	675 ± 20 lm	750 ± 20 lm	825 ± 20 lm
CRI:	>82	>80	>78
Beam Angle:	28°		
Wattage:	22W		
Input Voltage:	85 ~ 264VAC		
LED Working Current:	300 ± 20mA		
Frequency:	50 ~ 60Hz		
Storage Temperature:	-20°C ~ +80°C		
Operating Temperature:	-30°C ~ +40°C		
Thermal Management:	ACPI w with Constant Current Regulator		
Housing & Lampshade:	PC and Aluminum Base		
Life Time :	More than 50,000 Hours @ 70% Lumen Maintenance at 25°C Room Temperature		
Approval:	Pass: CE FCC RoHS EMC/TUV In process: UL/CUL		